

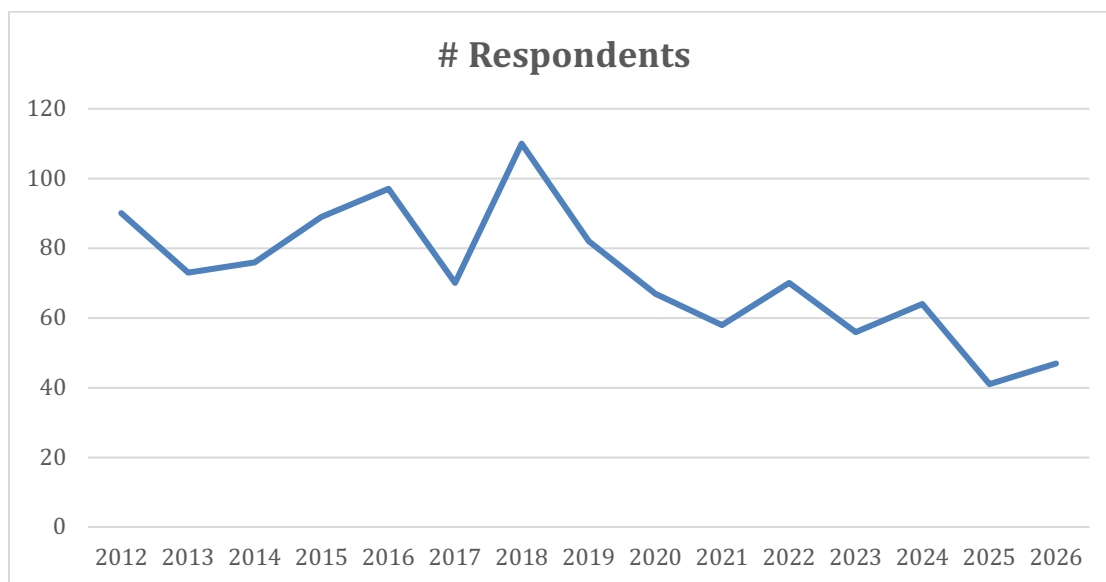
## OpenSFS Survey March 2026 Results

### Background

A survey was developed and finalized during LWG meetings early in 2026. The intention was to collect information about Lustre usage across the community as input into the OpenSFS long-term support strategy.

### Number of Respondents

- 47 respondents completed the survey – a slight increase on the previous year. There were some unexplained problems reported submitting responses on the day of the survey closing so some results were submitted via email. It is unknown if there were more people who attempted to complete a survey but did not follow up once faced with challenges.



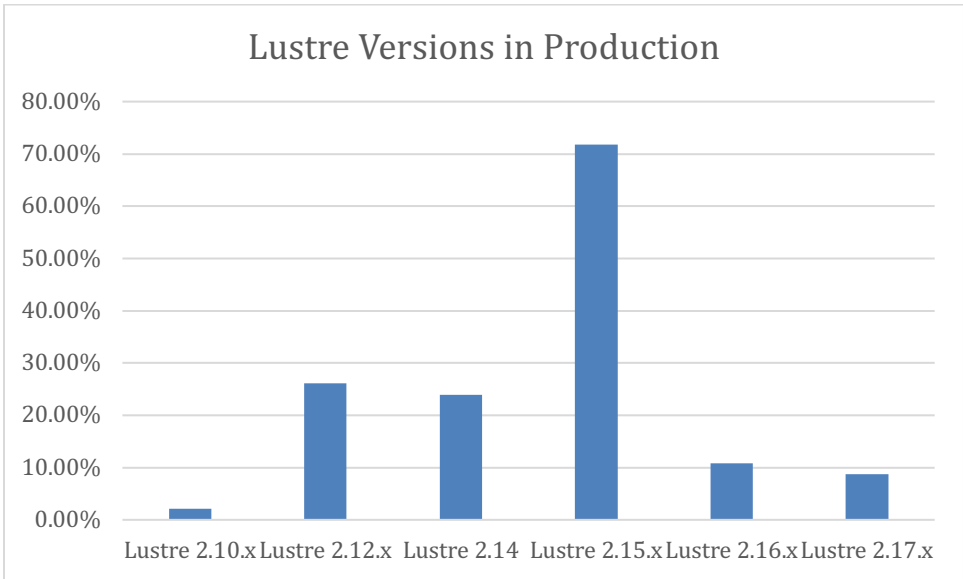
### Key Findings

- The Lustre 2.15.x LTS releases are still the most widely used in production
- While there are differing views as to which branch to adopt, the community is now ready to move to a new LTS branch
- Respondents to this survey are heavily skewed towards very experienced Lustre users

### Detailed Findings

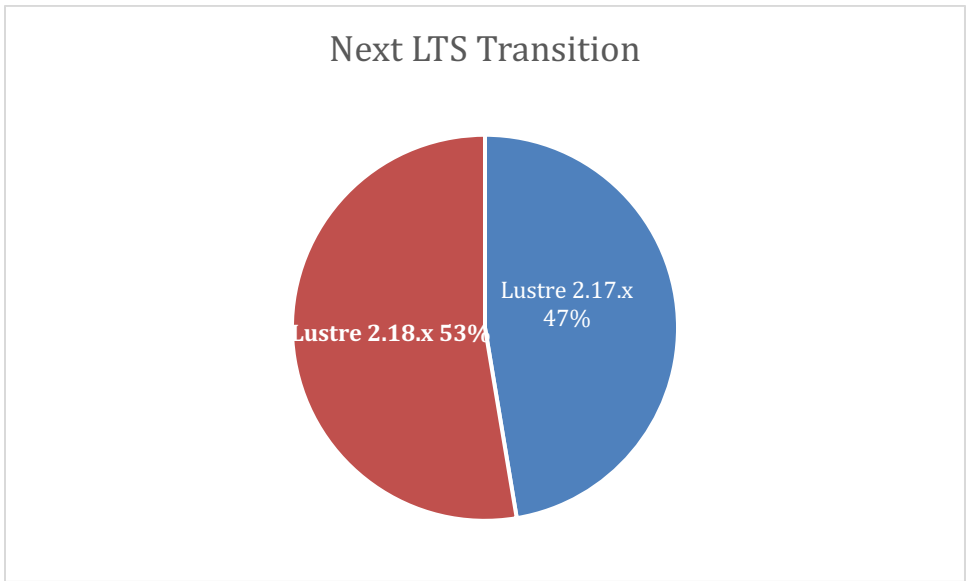
1. Which version(s) of Lustre are you running in production today?

This question allowed multiple selections so the sum can exceed the total number of respondents.



47 completed this question, 0 skipped.

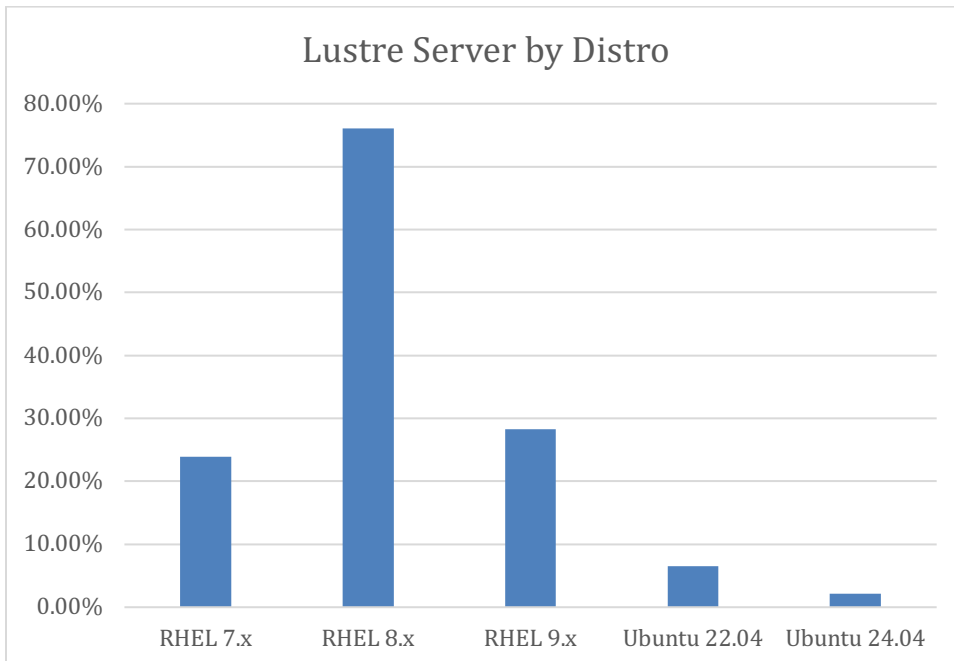
2. What would be your preference for the next LTS transition?



40 completed this question, 7 skipped

3. What Linux distribution(s) do you use for servers today?

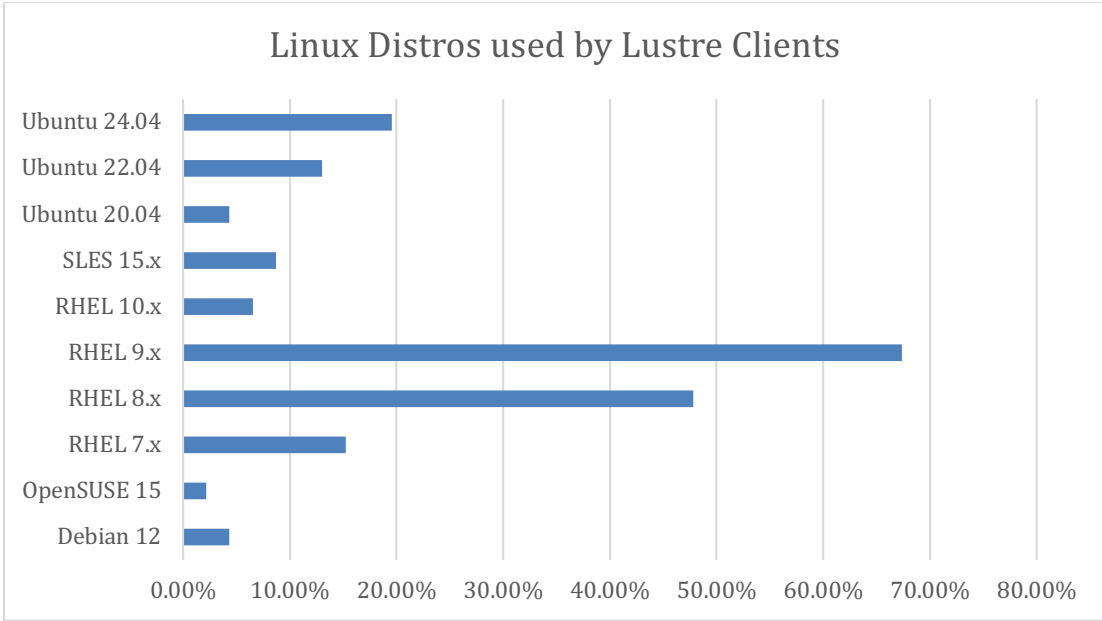
This question allowed multiple selections so the sum can exceed the total number of respondents.



46 completed this question, 1 skipped

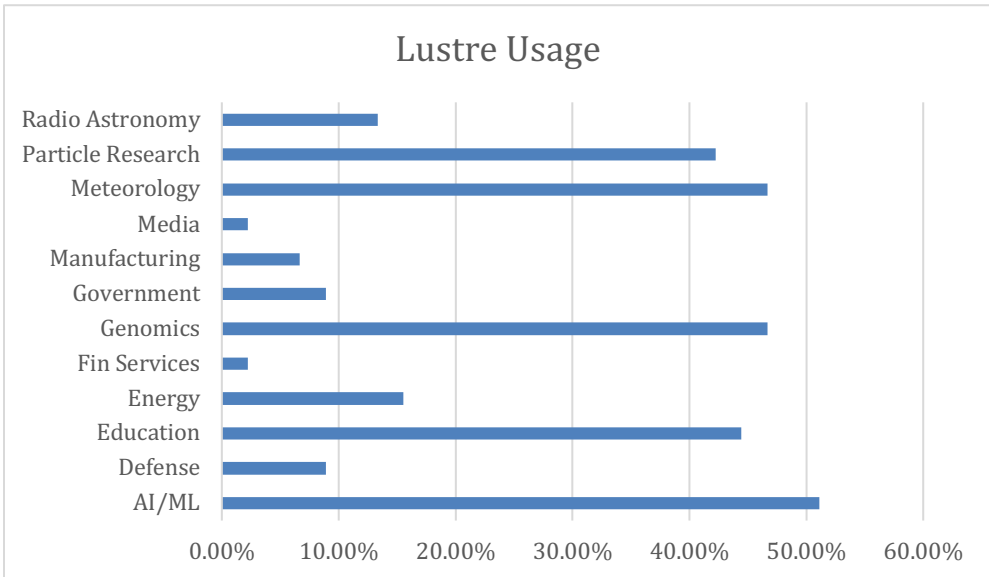
4. What Linux distribution(s) do you use for clients today?

This question allowed multiple selections so the sum can exceed the total number of respondents.



45 completed this question, 1 skipped.

5. Which categories best describes your organization's usage of Lustre?



All respondents answered this question.

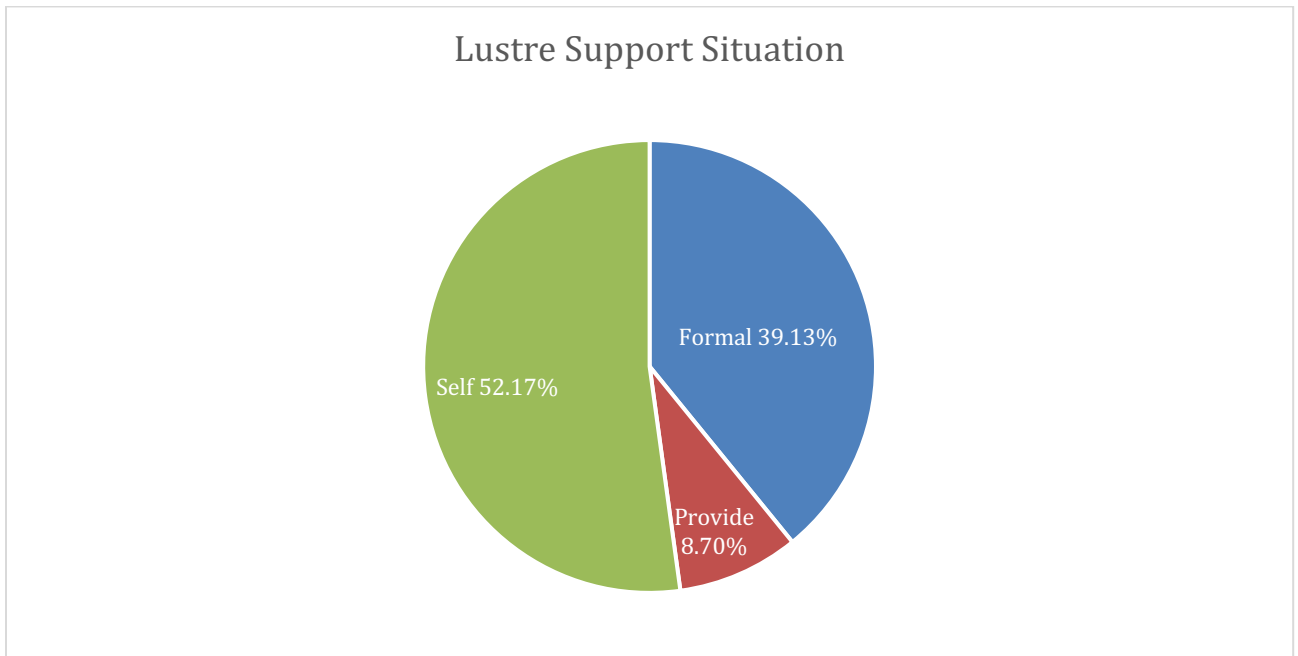
6. What best describes your Lustre support situation?

This only permitted a single selection so the sum of respondents should equal the total number of respondents.

Formal - We have formal Lustre support arrangements in place with another organization

Provide - We offer support to others

Self - We self-support

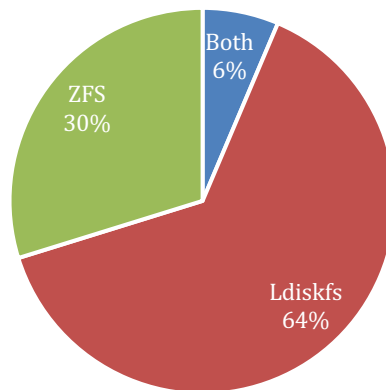


46 respondents answered the question; 1 skipped.

7. What backend filesystem do you use for Lustre?

Respondents could select either Ldiskfs, ZFS or both.

### Which Lustre Backend

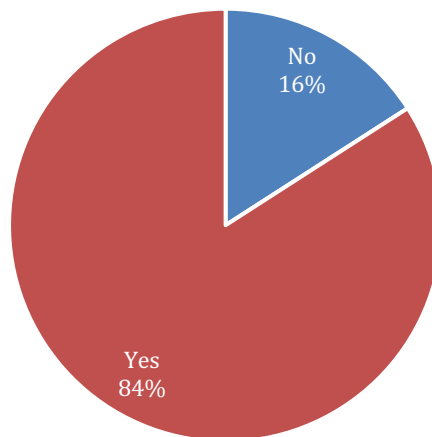


All respondents answered the question; 0 skipped.

### 8. Are you considering using HDD for your next filesystem?

This only permitted a single selection so the sum of respondents should equal the total number of respondents.

### Considering HDD for next Filesystem?



44 respondents answered; 3 skipped this question.

9. Describe the configuration of your largest Lustre filesystem (or planned config if not installed it yet)

There was great diversity in the scale and configurations involved. Some summary statistics are as follows:

Extremes

Largest filesystem size	600PB HDD, 93PiB NVMe,
Most Inodes	110B
Most OSTs	1350
Most MDTs	50
Most clients	13500

Ratios

KB/Inode	3095
Flash/HDD	9.1%
OST/OSS	3.1
MDT/MDS	1.4
Clients/MDS	255

43 respondents answered; 3 skipped this question.

10. Do you have any requirements that you prefer to use something other than Lustre for? If so, please provide some details.

Feedback discussed at March 5<sup>th</sup> and 19<sup>th</sup> LWG meetings.

27 respondents answered; 20 skipped this question.

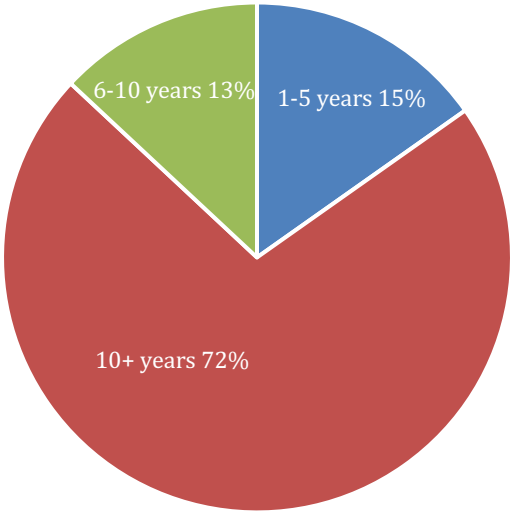
11. Which organization do you represent?

40 Answered this question; 7 skipped.

12. How long has your organization been using Lustre?

This only permitted a single selection so the sum of respondents should equal the total number of respondents.

**How long has your organization been using Lustre?**



46 Answered this question; 1 skipped.