

OpenSFS Survey March 2019 Results

Background

A survey was developed and finalized during LWG meetings early in 2019. The intention was to collect information about Lustre usage across the community as input into the OpenSFS long-term support strategy.

Key Findings

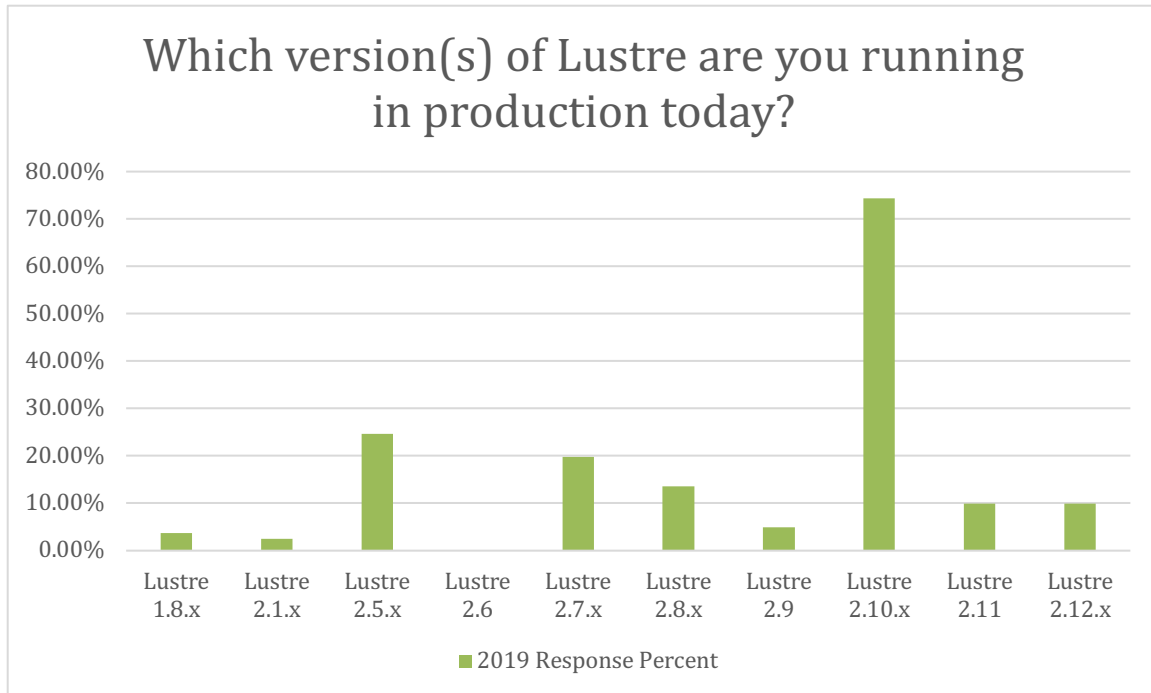
- 82 respondents completed the survey compared to 110 in 2018, 70 in 2017, 97 in 2016, 89 in 2015, 76 in 2014, 73 in 2013 and 90 in 2012
- The Lustre 2.10.x LTS releases are the most widely used releases in production
- Ldiskfs storage accounts for about two thirds of the total capacity declared in the survey

Detailed Findings

1. Which version(s) of Lustre are you running in production today?

This question allowed multiple selections so the sum can exceed the total number of respondents.

| Which version(s) of Lustre are you running in production today? | | |
|---|--------------------------|----------------|
| Answer Options | Response Percent | Response Count |
| Lustre 1.8.x | 3.70% | 3 |
| Lustre 2.1.x | 2.47% | 2 |
| Lustre 2.5.x | 24.69% | 20 |
| Lustre 2.6 | 0% | 0 |
| Lustre 2.7.x | 19.75% | 16 |
| Lustre 2.8 | 13.58% | 11 |
| Lustre 2.9 | 4.94% | 4 |
| Lustre 2.10.x | 74.07% | 60 |
| Lustre 2.11 | 9.88% | 8 |
| Lustre 2.12.x | 9.88% | 8 |
| | <i>answered question</i> | 81 |
| | <i>skipped question</i> | 1 |

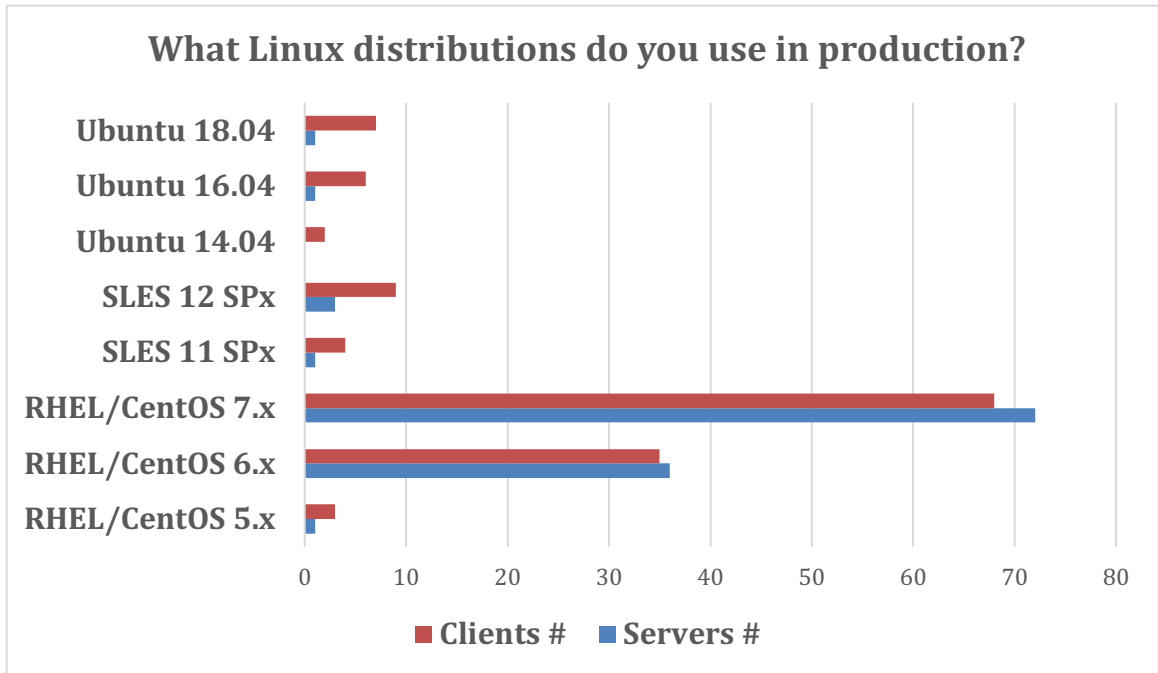


2. What Linux distribution(s) do you use?

This question allowed multiple selections so the sum can exceed the total number of respondents.

| | Servers # | Clients # | Servers % | Clients % |
|------------------------|-----------|-----------|-----------|-----------|
| RHEL/CentOS 5.x | 1 | 3 | 1.23% | 3.70% |
| RHEL/CentOS 6.x | 36 | 35 | 44.44% | 43.21% |
| RHEL/CentOS 7.x | 72 | 68 | 88.89% | 83.95% |
| SLES 11 SPx | 1 | 4 | 1.23% | 4.94% |
| SLES 12 SPx | 3 | 9 | 3.70% | 11.11% |
| Ubuntu 14.04 | 0 | 2 | 0.00% | 2.47% |
| Ubuntu 16.04 | 1 | 6 | 1.23% | 7.41% |
| Ubuntu 18.04 | 1 | 7 | 1.23% | 8.64% |

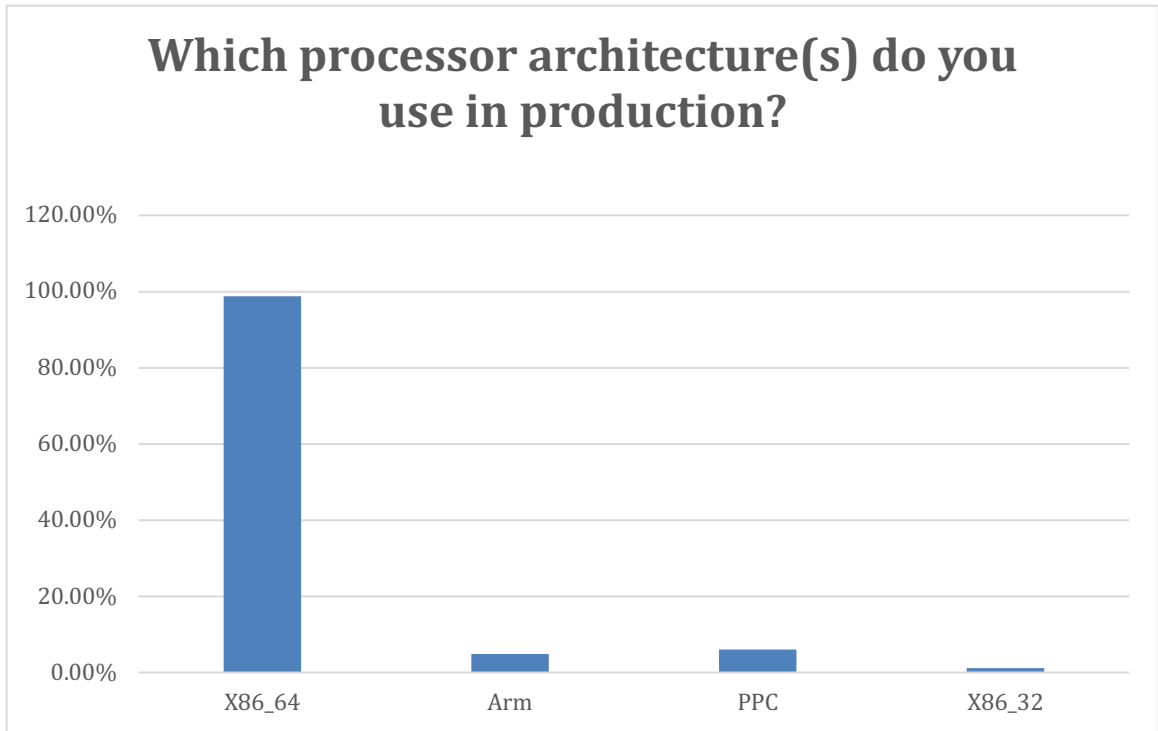
Other options indicated – 2 Debian, 1 Amazon Linux. 81 completed this question, 1 skipped



3. Which processor architectures do you use in production?

This question allowed multiple selections so the sum can exceed the total number of respondents.

| Processor | % | Count |
|-----------|--------|-------|
| X86_64 | 98.78% | 81 |
| Arm | 4.88% | 4 |
| PPC | 6.10% | 5 |
| X86_32 | 1.22% | 1 |

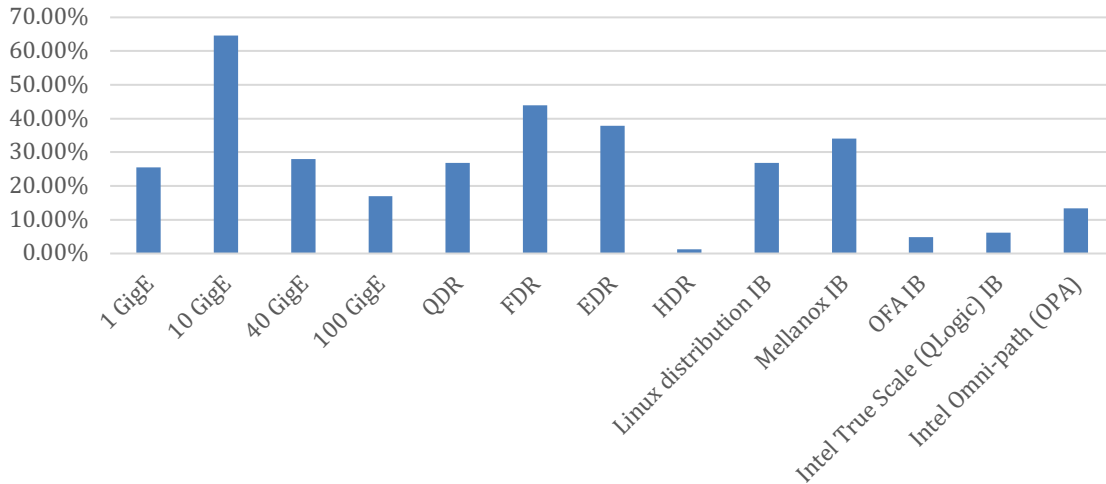


4. Which kind of networks do you use with Lustre within your organization?

This question allowed multiple selections so the sum can exceed the total number of respondents.

| Answer Options | Response Percent | Response Count |
|------------------------------|------------------|----------------|
| 1 GigE | 25.61% | 21 |
| 10 GigE | 64.63% | 53 |
| 40 GigE | 28.05% | 23 |
| 100 GigE | 17.07% | 14 |
| QDR | 26.83% | 22 |
| FDR | 43.90% | 36 |
| EDR | 37.80% | 31 |
| HDR | 1.22% | 1 |
| Linux distribution IB | 26.83% | 22 |
| Mellanox IB | 34.15% | 28 |
| OFA IB | 4.88% | 4 |
| Intel True Scale (QLogic) IB | 6.10% | 5 |
| Intel Omni-path (OPA) | 13.41% | 11 |
| <i>answered question</i> | | 82 |
| <i>skipped question</i> | | 0 |

Which kind of networks do you use with Lustre within your organization?



5. What best describes your level of interest in the following recent Lustre features?

| Answer Options | Use in production | Will use within year | Testing /Evaluating | Feature not ready yet | May use in future | No interest | Response Count |
|---------------------------|-------------------|----------------------|---------------------|-----------------------|-------------------|-------------|----------------|
| Data on MDT | 6 | 10 | 20 | 5 | 29 | 8 | 78 |
| DNE (Remote Directories) | 10 | 6 | 11 | 2 | 27 | 8 | 70 |
| DNE (Striped Directories) | 7 | 5 | 15 | 1 | 32 | 13 | 73 |
| File Level Redundancy | 3 | 10 | 9 | 3 | 45 | 7 | 77 |
| HSM | 8 | 4 | 16 | 1 | 27 | 20 | 76 |
| IML | 7 | 1 | 7 | 3 | 24 | 25 | 67 |
| LFSCK (lctl) | 27 | 7 | 8 | 3 | 21 | 6 | 72 |
| Multi-Rail LNet | 9 | 9 | 10 | 1 | 31 | 15 | 75 |
| Progressive File Layouts | 10 | 10 | 20 | 3 | 29 | 3 | 75 |
| Project Quotas | 12 | 23 | 13 | 8 | 16 | 6 | 78 |
| ZFS | 40 | 5 | 10 | 2 | 19 | 5 | 81 |
| <i>answered question</i> | | | | | | | 82 |
| <i>skipped question</i> | | | | | | | 0 |

6. Which feature(s) would you like to see in upcoming versions of Lustre?

This question permitted free text answers and there was great diversity in the answers. There was no apparent pattern of support for any particular features. As in past years, a number of features already available were mentioned suggesting either further work is needed or the respondent works through a vendor using an older release.

40 respondents skipped this question

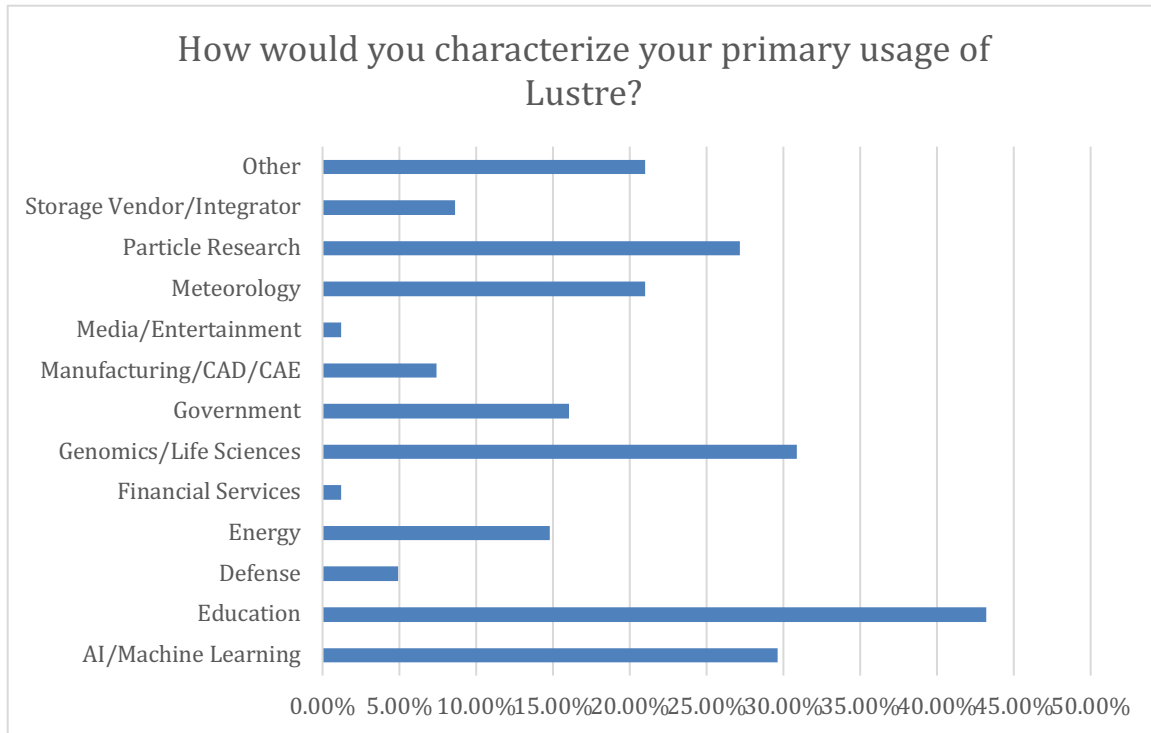
7. Which organization do you represent?

66 Answered this question; 16 skipped it.

8. Which categories best describes your organization's usage of Lustre?

This question allowed multiple selections so the sum can exceed the total number of respondents.

| Answer Options | Response Percent | Response Count |
|---------------------------|--------------------------|----------------|
| AI/Machine Learning | 29.63% | 24 |
| Education | 43.21% | 35 |
| Defense | 4.94% | 4 |
| Energy | 14.81% | 12 |
| Financial Services | 1.23% | 1 |
| Genomics/Life Sciences | 30.86% | 25 |
| Government | 16.05% | 13 |
| Manufacturing/CAD/CAE | 7.41% | 6 |
| Media/Entertainment | 1.23% | 1 |
| Meteorology | 20.99% | 17 |
| Particle Research | 27.16 | 22 |
| Storage Vendor/Integrator | 8.64% | 7 |
| Other | 20.99% | 17 |
| | <i>answered question</i> | 81 |
| | <i>skipped question</i> | 1 |



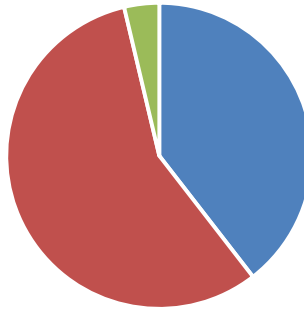
The Other category suggested that Radio Astronomy and that the Meteorology category should be extended to include Climate Research.

9. What best describes your Lustre support situation?

This only permitted a single selection so the sum of respondents should equal the total number of respondents.

| Answer Options | Response Percent | Response Count |
|---|------------------|----------------|
| We have formal Lustre support arrangements in place with another organization | 39.51% | 32 |
| We self-support | 56.79% | 46 |
| We offer support to others | 3.70% | 3 |
| <i>answered question</i> | | 81 |
| <i>skipped question</i> | | 1 |

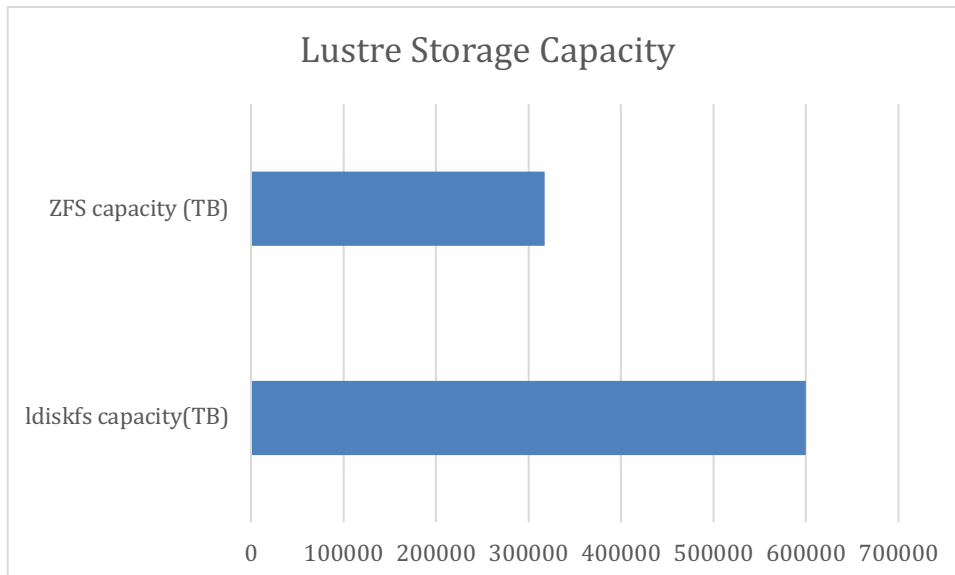
What best describes your Lustre support situation?



- We have formal Lustre support arrangements in place with another organization
- We self-support
- We offer support to others

10. What is the total amount of Lustre storage that you have?

| | Total | Responses | Average |
|-----------------------|--------|-----------|---------|
| Number of filesystems | 344 | 74 | 5 |
| Idiskfs capacity(TB) | 599523 | 69 | 8689 |
| ZFS capacity (TB) | 317535 | 63 | 5040 |
| Number of MDTs | 835 | 71 | 12 |
| Number of OSTs | 15303 | 72 | 213 |
| Number of Clients | 194049 | 70 | 2772 |
| Number of Routers | 1484 | 67 | 22 |



8 respondents skipped this question.